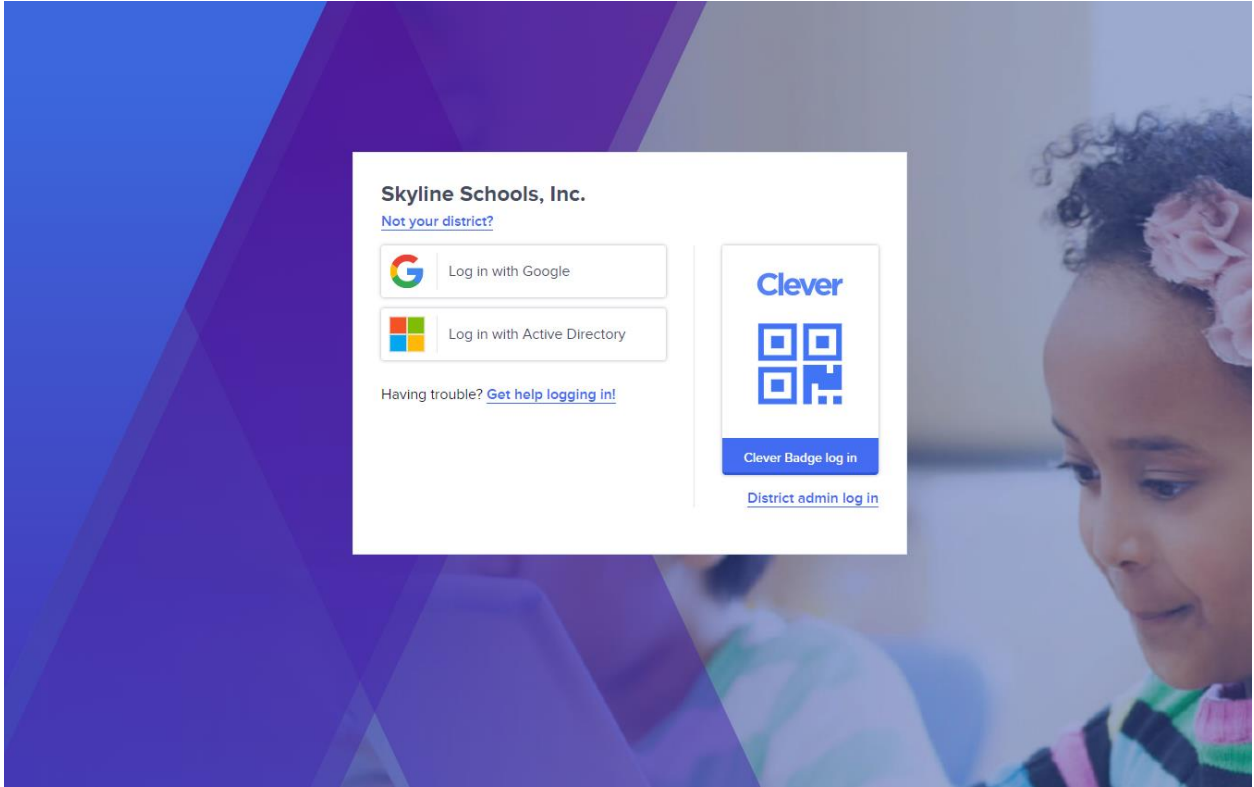


ONLINE LEARNING PROGRAMS ACCESS TIPS

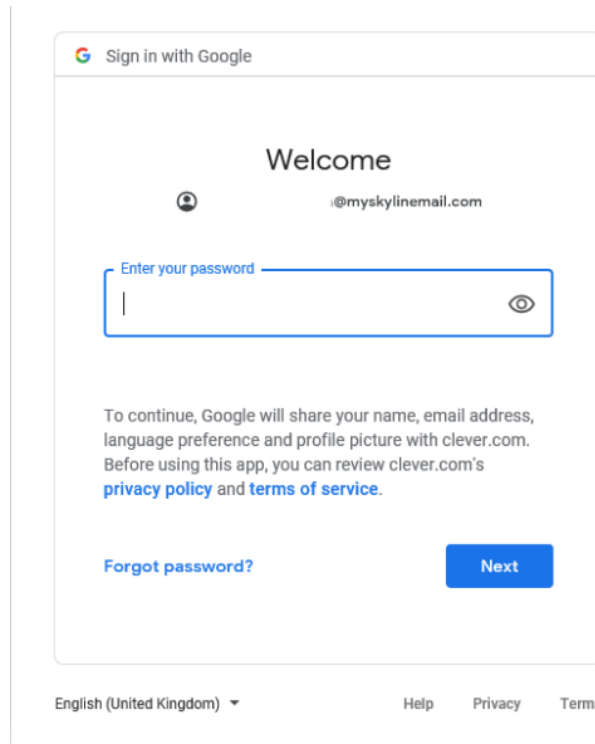
1. Navigate to the following url: <https://clever.com/in/skyline-schools>




2. Students will click on Log in with Google and enter the student's myskylinemail.com email address (Firstname.Lastname@myskylinemail.com)

A screenshot of the Google sign-in page for Clever.com. The page is titled "Sign in with Google" and "Sign in Continue to clever.com". It features a text input field for "Email or phone" with a "Forgot email?" link below it. Below the input field is a paragraph of text explaining that Google will share user information with Clever.com and providing links to Clever.com's privacy policy and terms of service. At the bottom left is a "Create account" link, and at the bottom right is a blue "Next" button. At the very bottom of the page, there is a language selector for "English (United Kingdom)" and links for "Help", "Privacy", and "Terms".

- Students will enter their myskylinemail.com password ([Skymmddy](#) where mmddy is their birthdate)



- Students are now logged into Clever! The student's school name should show in the top left corner, and the student's name should show in the top right corner. Students can click on any of the learning icons to access their specific learning applications. Edgenuity Courseware and Edgenuity Pathblazer should send you directly to those learning applications. Other apps may require students to login the first time they click the link, but they should not have to login thereafter.



- When logging into Google Classroom (Grades K-12) use your school issued email and password
- When logging into Odysseyware (Grades K-5) student usernames are case sensitive and in the format of FirstnameLastname. Passwords are the same as google login passwords
- Edgenuity Pathblazer (grades K-5) and Edgenuity Courseware (grades 6-12) should re-direct directly to those websites and automatically log students into their accounts; in some instances where this does not happen on the first try, please retry click on the Courseware and Pathblazer icons a 2nd or 3rd time.