



# South Phoenix Prep & Arts Academy

**2017-2018 School Year**

## **2<sup>nd</sup> Grade Student Planner and Learning Log**

**Property of:**

---

**Homeroom Teacher:** \_\_\_\_\_

**Grade** \_\_\_\_\_

**Room #** \_\_\_\_\_

*Our mission is to provide each student and family we serve with high quality college preparatory educational programs and services designed to stimulate life-long learning while developing character through academics, arts, and athletics.*





# Using learning folders to increase student success!

Dear Parents,

*This is your student's homework and parent/teacher communication folder for this school year.*

*Every Monday a homework packet will be sent home to be completed and returned on Friday. The homework should be completed in a timely manner and it is recommended that a page of homework be completed every night. However, we know that children have extracurricular activities and we value participation in these programs; in an effort to promote time-management skills, we encourage you to use the calendar to write in important events and extracurricular activities and plan accordingly.*

*The folder should be checked daily. There is a daily behavior sheet that will need your initials every day to indicate you saw it. On this sheet, your child will color a face that corresponds with how their day went: Green (Great day of learning), Orange (Was off task, but self-corrected), Pink (Had to be redirected, see comments), Red (Had a written referral to the office).*

*Also in this folder, you will find different activities for you to work on with your child to enhance their learning skills.*

*This folder is a means to provide open communication with you and your student's teacher, but it is not the only means to communicate. Please feel free to email and/or schedule a time to meet with the teacher. Our goal is to ensure the success of your child.*

*At the end of each quarter, each student will be awarded with a small token of appreciation for keeping their learning folder organized and that they remembered to have their parents initial that they saw the folder. So, please remember to check your child's homework folders and provide an initial every day to let the teacher know that you have reviewed the homework and their behavior chart.*

Thank you

## Organization and Homework Expectations

Homework will be sent home on Monday and collected on Friday.

Only pencil should be used to complete the homework. If an assignment asks the student to color, please use crayon or colored pencil because markers can bleed through the paper.

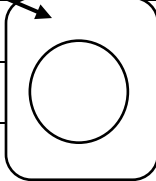
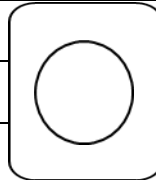
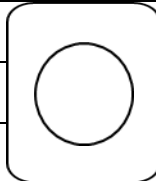
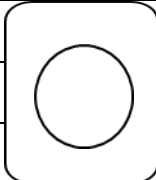
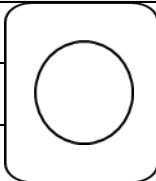
Homework will be checked for the following: returned on-time, all of the directions were followed, neatness, all sections have been completed, and the students name has been written at the top.

### Homework Rubric

Score	1pt	2pt	3pt
Completeness	One or more pages are left undone.	Pages are mostly finished but some items are not. Student did not write their name on the top.	All pages are finished, and name is at the top.
Following Directions	Most directions have not been followed.	Directions have been followed completely.	Work has been done correctly and student has paid attention to the details.
Timeliness	Work is more than one week late.	Work is turned in the following week.	Work is turned in on time.
Neatness	Work is messy. Writing and coloring (when appropriate) damaged the homework packet.	Letter/number formations are incorrect. Part of the homework is completed with marker.	All letter/number formations are completed correctly. Writing and coloring (when appropriate) is neat and thoughtful.

As you can see the homework is meant to reinforce skills taught in class by providing additional practice. It is also meant to teach time management skills, organization, and neatness.









Communication and Important Dates	Behavior Code
<b>Monday:</b> No School	
Teacher Communication:	
Parent Communication:	
<b>Tuesday:</b> No School	
Teacher Communication:	
Parent/Teacher Communication:	
<b>9<sup>th</sup>/Wednesday:</b> First Day of School	
Teacher Communication:	
Parent/Teacher Communication:	
<b>10<sup>th</sup>/Thursday:</b>	
Teacher Communication:	
Parent/Teacher Communication:	
<b>11<sup>th</sup>/Friday:</b> Early Release	
Teacher Communication:	
Parent/Teacher Communication:	

*\*Green (Great day of learning), \*Orange (Good day of learning), \*Pink (loss of privilege, see teacher's communication section), \*Red (Had a written referral to the office)*

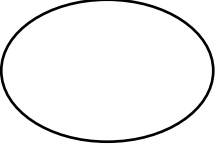
Roll and see....

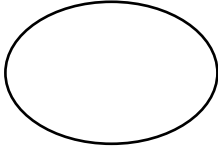
## Reading Log

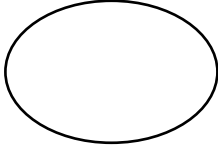
-  = Draw a picture
-  = Setting
-  = Characters
-  = Problem
-  = Solution
-  = Favorite Part

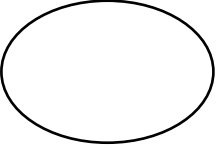
Write the title of the book on the line provided and the number of minutes you read in the circle. Then roll the die and see what part of the story you will write 1-3 sentences about.

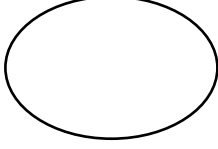
	
---	--

	
---	--

	
--	--

	
---	--

	
---	--

	
---	--



# 2017

## Dream Big

### Communication and Important Dates

### Behavior Code

**14<sup>th</sup>/Monday:**

Teacher Communication:

Parent Communication:

**15<sup>th</sup>/Tuesday:**

Teacher Communication:

Parent Communication:

**16<sup>th</sup>/Wednesday:**

Teacher Communication:

Parent Communication:

**17<sup>th</sup>/Thursday:**

Teacher Communication:

Parent Communication:

**18<sup>th</sup>/Friday: Early Release**







Teacher Communication:

Parent Communication:

*\*Green (Great day of learning), \*Orange (Good day of learning), \*Pink (loss of privilege, see teacher's communication section), \*Red (Had a written referral to the office)*

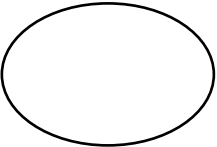
Roll and see...

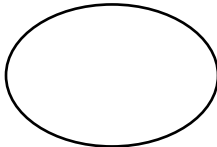
## Reading Log

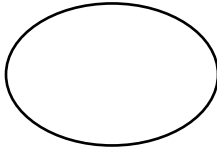
-  = Draw a picture
-  = Setting
-  = Characters
-  = Problem
-  = Solution
-  = Favorite Part

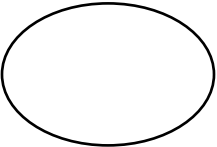
Write the title of the book on the line provided and the number of minutes you read in the circle. Then roll the die and see what part of the story you will write 1-3 sentences about.

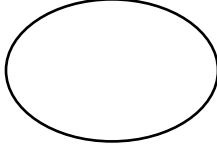
	
---	--

	
---	--

	
--	--

	
---	--

	
---	--

	
---	--





**2017**

*Dream Big*

**Communication and Important Dates**

**Behavior Code**

**21<sup>st</sup>/Monday:**

Teacher Communication:

Parent Communication:

**22<sup>nd</sup>/Tuesday:**

Teacher Communication:

Parent Communication:

**23<sup>rd</sup>/Wednesday:**

Teacher Communication:

Parent Communication:

**24<sup>th</sup>/Thursday:**

Teacher Communication:

Parent Communication:

**25<sup>th</sup>/Friday: Early Release**







Teacher Communication:

Parent Communication:

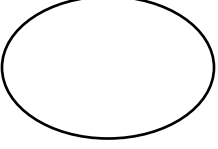
*\*Green (Great day of learning), \*Orange (Good day of learning), \*Pink (loss of privilege, see teacher's communication section), \*Red (Had a written referral to the office)*

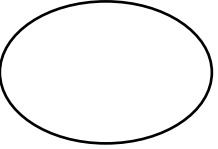
Roll and see...

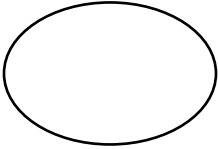
## Reading Log

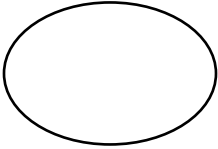
-  = Draw a picture
-  = Setting
-  = Characters
-  = Problem
-  = Solution
-  = Favorite Part

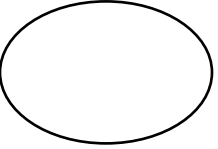
Write the title of the book on the line provided and the number of minutes you read in the circle. Then roll the die and see what part of the story you will write 1-3 sentences about.

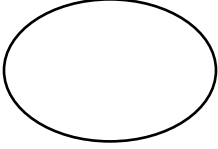
	
---	--

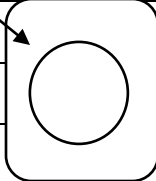
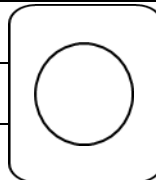
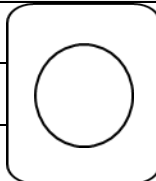
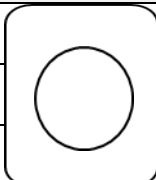
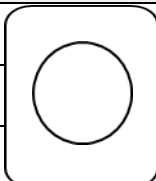
	
---	--

	
--	--

	
---	--

	
---	--







	
---	--

Communication and Important Dates	Behavior Code
<b>28<sup>th</sup>/Monday:</b>	
Teacher Communication:	
Parent Communication:	
<b>29<sup>th</sup>/Tuesday:</b>	
Teacher Communication:	
Parent Communication:	
<b>30<sup>th</sup>/Wednesday:</b>	
Teacher Communication:	
Parent Communication:	
<b>31<sup>st</sup>/Thursday:</b>	
Teacher Communication:	
Parent Communication:	
<b>1<sup>st</sup> of Sept./Friday:</b>	
Teacher Communication:	
Parent Communication:	

*\*Green (Great day of learning), \*Orange (Good day of learning), \*Pink (loss of privilege, see teacher's communication section), \*Red (Had a written referral to the office)*

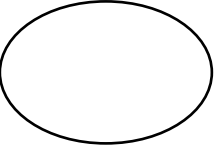
Roll and see...

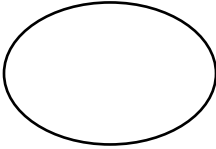
## Reading Log

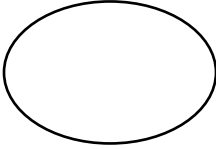
-  = Draw a picture
-  = Setting
-  = Characters
-  = Problem
-  = Solution
-  = Favorite Part

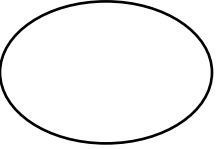
Write the title of the book on the line provided and the number of minutes you read in the circle. Then roll the die and see what part of the story you will write 1-3 sentences about.

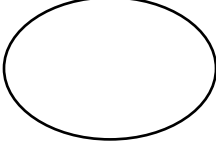
	
---	--


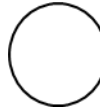
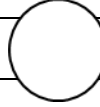


	
---	--

	
--	--

	
---	--

	
---	--







	
---	--

Communication and Important Dates	Behavior Code
<b>4<sup>th</sup>/Monday:</b> No School – Labor Day	
Teacher Communication:	
Parent Communication:	
<b>5<sup>th</sup>/Tuesday:</b>	
Teacher Communication:	
Parent Communication:	
<b>6<sup>th</sup>/Wednesday:</b>	
Teacher Communication:	
Parent Communication:	
<b>7<sup>th</sup>/Thursday:</b>	
Teacher Communication:	
Parent Communication:	
<b>8<sup>th</sup>/Friday:</b> Early Release	
Teacher Communication:	
Parent Communication:	

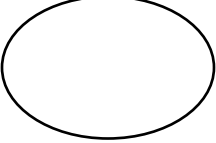
*\*Green (Great day of learning), \*Orange (Good day of learning), \*Pink (loss of privilege, see teacher’s communication section), \*Red (Had a written referral to the office)*

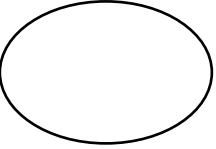
Roll and see...

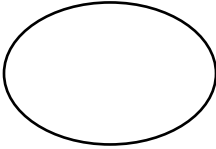
## Reading Log

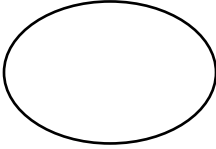
-  = Draw a picture
-  = Setting
-  = Characters
-  = Problem
-  = Solution
-  = Favorite Part

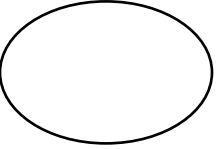
Write the title of the book on the line provided and the number of minutes you read in the circle. Then roll the die and see what part of the story you will write 1-3 sentences about.

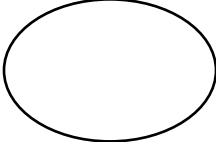
	
---	--

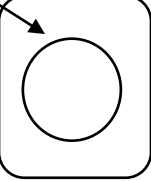
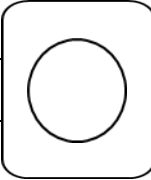



	
---	--

	
--	--

	
---	--

	
---	--







	
---	--

Communication and Important Dates	Behavior Code
<b>11<sup>th</sup>/Monday:</b>	
Parent/Teacher Communication:	
<b>12<sup>th</sup>/Tuesday:</b>	
Parent/Teacher Communication:	
<b>13<sup>th</sup>/Wednesday:</b>	
Parent/Teacher Communication:	
<b>14<sup>th</sup>/Thursday:</b>	
Parent/Teacher Communication:	
<b>15<sup>th</sup>/Friday:</b>	
Parent/Teacher Communication:	

*\*Green (Great day of learning), \*Orange (Good day of learning), \*Pink (loss of privilege, see teacher's communication section), \*Red (Had a written referral to the office)*

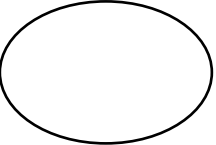
Roll and see...

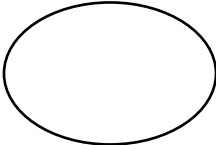
## Reading Log

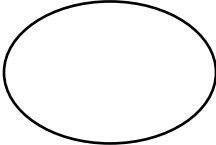
-  = Draw a picture
-  = Setting
-  = Characters
-  = Problem
-  = Solution
-  = Favorite Part

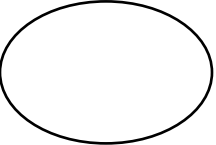
Write the title of the book on the line provided and the number of minutes you read in the circle. Then roll the die and see what part of the story you will write 1-3 sentences about.

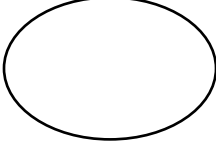
	
---	--

	
---	--






	
--	--

	
---	--

	
---	--

	
---	--









Communication and Important Dates	Behavior Code
<b>18<sup>th</sup>/Monday:</b>	
<hr/> <hr/>	
Parent/Teacher Communication:	
<b>19<sup>th</sup>/Tuesday:</b>	
<hr/> <hr/>	
Parent/Teacher Communication:	
<b>20<sup>th</sup>/Wednesday:</b> Parent Teacher Conferences – Early Release	
<hr/> <hr/>	
Parent/Teacher Communication:	
<b>21<sup>th</sup>/Thursday:</b> Parent Teacher Conferences – Early Release	
<hr/> <hr/>	
Parent/Teacher Communication:	
<b>22<sup>nd</sup>/Friday:</b> Parent Teacher Conferences – Early Release	
<hr/> <hr/>	
Parent/Teacher Communication:	

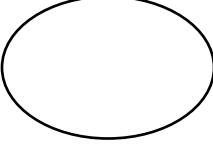
*\*Green (Great day of learning), \*Orange (Good day of learning), \*Pink (loss of privilege, see teacher’s communication section), \*Red (Had a written referral to the office)*

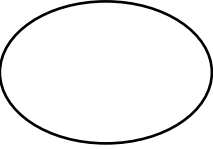
Roll and see...

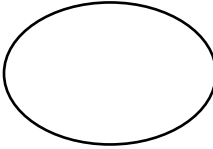
## Reading Log

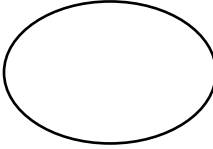
-  = Draw a picture
-  = Setting
-  = Characters
-  = Problem
-  = Solution
-  = Favorite Part

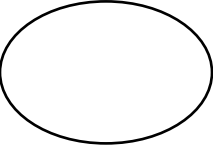
Write the title of the book on the line provided and the number of minutes you read in the circle. Then roll the die and see what part of the story you will write 1-3 sentences about.

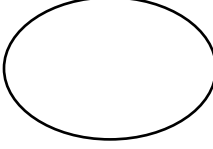
	
---	--

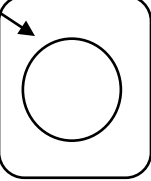
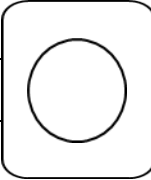



	
---	--

	
--	--

	
---	--

	
---	--







	
---	--

Communication and Important Dates	Behavior Code
<b>25<sup>th</sup>/Monday:</b>	
Teacher Communication:	
Parent Communication:	
<b>26<sup>th</sup>/Tuesday:</b>	
Teacher Communication:	
Parent Communication:	
<b>27<sup>th</sup>/Wednesday:</b>	
Teacher Communication:	
Parent Communication:	
<b>28<sup>th</sup>/Thursday:</b>	
Teacher Communication:	
Parent Communication:	
<b>29<sup>th</sup>/Friday: Early Release</b>	
Teacher Communication:	
Parent Communication:	

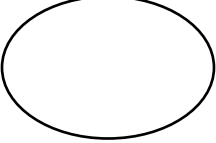
*\*Green (Great day of learning), \*Orange (Good day of learning), \*Pink (loss of privilege, see teacher's communication section), \*Red (Had a written referral to the office)*

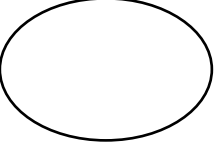
Roll and see...

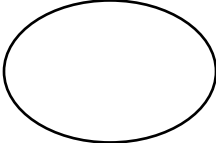
## Reading Log

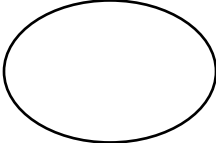
-  = Draw a picture
-  = Setting
-  = Characters
-  = Problem
-  = Solution
-  = Favorite Part

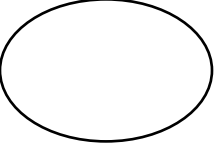
Write the title of the book on the line provided and the number of minutes you read in the circle. Then roll the die and see what part of the story you will write 1-3 sentences about.

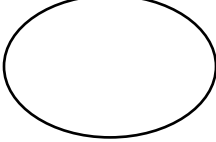
	
---	--

	
---	--

	
--	--

	
---	--

	
---	--

	
---	--









# Be Yourself

Communication and Important Dates	Behavior Code
<b>2<sup>nd</sup>/Monday:</b>	
Teacher Communication:	
Parent Communication:	
<b>3<sup>rd</sup>/Tuesday:</b>	
Teacher Communication:	
Parent Communication:	
<b>4<sup>th</sup>/Wednesday:</b>	
Teacher Communication:	
Parent Communication:	
<b>5<sup>th</sup>/Thursday:</b>	
Teacher Communication:	
Parent Communication:	
<b>6<sup>th</sup>/Friday: Early Release</b>	
Teacher Communication: 9 <sup>th</sup> – 13 <sup>th</sup> is Fall Break!	
Parent Communication:	

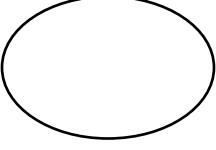
*\*Green (Great day of learning), \*Orange (Good day of learning), \*Pink (loss of privilege, see teacher's communication section), \*Red (Had a written referral to the office)*


Roll and see...


## Reading Log


-  = Draw a picture
-  = Setting
-  = Characters
-  = Problem
-  = Solution
-  = Favorite Part


Write the title of the book on the line provided and the number of minutes you read in the circle. Then roll the die and see what part of the story you will write 1-3 sentences about.

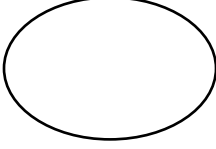
	
---	--

	
---	--

	
--	--

	
---	--

	
---	--

	
---	--









# Be Yourself

Communication and Important Dates	Behavior Code
<b>16<sup>th</sup>/Monday:</b> No school -- Teacher in service	
Teacher Communication:	
Parent Communication:	
<b>17<sup>th</sup>/Tuesday:</b>	
Teacher Communication:	
Parent Communication:	
<b>18<sup>th</sup>/Wednesday:</b>	
Teacher Communication:	
Parent Communication:	
<b>19<sup>th</sup>/Thursday:</b>	
Teacher Communication:	
Parent Communication:	
<b>20<sup>th</sup>/Friday:</b> Early Release	
Teacher Communication:	
Parent Communication:	

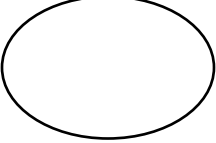
*\*Green (Great day of learning), \*Orange (Good day of learning), \*Pink (loss of privilege, see teacher's communication section), \*Red (Had a written referral to the office)*

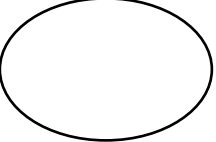
Roll and see...

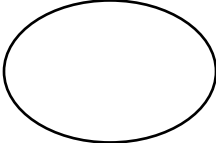
## Reading Log

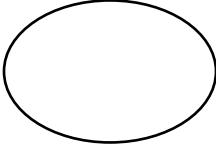
-  = Draw a picture
-  = Setting
-  = Characters
-  = Problem
-  = Solution
-  = Favorite Part

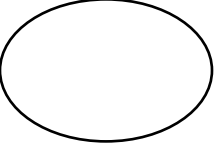
Write the title of the book on the line provided and the number of minutes you read in the circle. Then roll the die and see what part of the story you will write 1-3 sentences about.

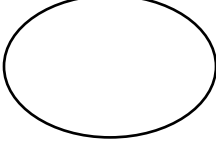
	
---	--

	
---	--

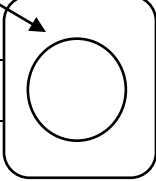
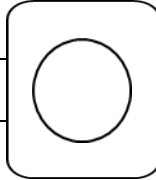
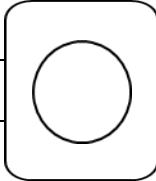
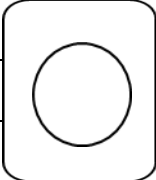
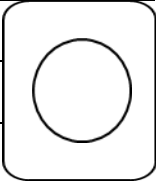
	
--	--

	
---	--

	
---	--

	
---	--









Communication and Important Dates	Behavior Code
<b>23<sup>rd</sup>/Monday:</b>	
Teacher Communication:	
Parent Communication:	
<b>24<sup>th</sup>/Tuesday:</b>	
Teacher Communication:	
Parent Communication:	
<b>25<sup>th</sup>/Wednesday:</b>	
Teacher Communication:	
Parent Communication:	
<b>26<sup>th</sup>/Thursday:</b>	
Teacher Communication:	
Parent Communication:	
<b>27<sup>th</sup>/Friday:</b>	
Teacher Communication:	
Parent Communication:	

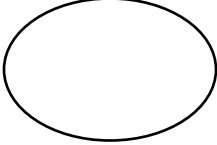
*\*Green (Great day of learning), \*Orange (Good day of learning), \*Pink (loss of privilege, see teacher's communication section), \*Red (Had a written referral to the office)*

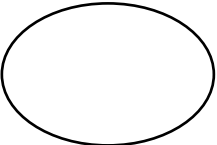
Roll and see...

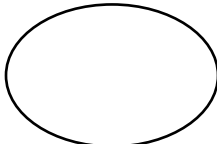
## Reading Log

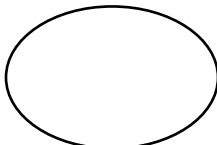
-  = Draw a picture
-  = Setting
-  = Characters
-  = Problem
-  = Solution
-  = Favorite Part

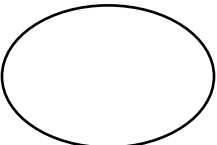
Write the title of the book on the line provided and the number of minutes you read in the circle. Then roll the die and see what part of the story you will write 1-3 sentences about.

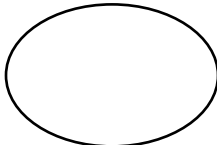
	
---	--


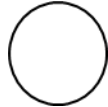
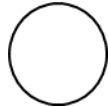


	
---	--

	
--	--

	
---	--

	
---	--







	
---	--

Communication and Important Dates	Behavior Code
<b>30<sup>th</sup>/Monday:</b>	
Teacher Communication:	
Parent Communication:	
<b>31<sup>st</sup>/Tuesday:</b>	
Teacher Communication:	
Parent Communication:	
<b>1<sup>st</sup> of Nov./Wednesday:</b>	
Teacher Communication:	
Parent Communication:	
<b>2<sup>nd</sup> of Nov./Thursday:</b>	
Teacher Communication:	
Parent Communication:	
<b>3<sup>rd</sup> of Nov./Friday: Early Release</b>	
Teacher Communication:	
Parent Communication:	

*\*Green (Great day of learning), \*Orange (Good day of learning), \*Pink (loss of privilege, see teacher's communication section), \*Red (Had a written referral to the office)*


Roll and see...


## Reading Log


-  = Draw a picture
-  = Setting
-  = Characters
-  = Problem
-  = Solution
-  = Favorite Part


Write the title of the book on the line provided and the number of minutes you read in the circle. Then roll the die and see what part of the story you will write 1-3 sentences about.


	
---	--

	
---	--

	
--	--

	
---	--

	
---	--

	
---	--









## Be A Friend

Communication and Important Dates	Behavior Code
<b>6<sup>th</sup>/Monday:</b>	
Teacher Communication:	
Parent Communication:	
<b>7<sup>th</sup>/Tuesday:</b>	
Teacher Communication:	
Parent Communication:	
<b>8<sup>th</sup>/Wednesday:</b>	
Teacher Communication:	
Parent Communication:	
<b>9<sup>th</sup>/Thursday:</b>	
Teacher Communication:	
Parent Communication:	
<b>10<sup>th</sup>/Friday:</b> Early Release	
Teacher Communication: 2 <sup>nd</sup> Annual Turkey Trot	
Parent Communication:	

*\*Green (Great day of learning), \*Orange (Good day of learning), \*Pink (loss of privilege, see teacher's communication section), \*Red (Had a written referral to the office)*


Roll and see...


## Reading Log


-  = Draw a picture
-  = Setting
-  = Characters
-  = Problem
-  = Solution
-  = Favorite Part


Write the title of the book on the line provided and the number of minutes you read in the circle. Then roll the die and see what part of the story you will write 1-3 sentences about.


	
---	--

	
---	--

	
--	--

	
---	--

	
---	--

	
---	--









## Be A Friend

Communication and Important Dates	Behavior Code
<b>13<sup>th</sup>/Monday:</b>	
Teacher Communication:	
Parent Communication:	
<b>14<sup>th</sup>/Tuesday:</b>	
Teacher Communication:	
Parent Communication:	
<b>15<sup>th</sup>/Wednesday:</b>	
Teacher Communication:	
Parent Communication:	
<b>16<sup>th</sup>/Thursday:</b>	
Teacher Communication:	
Parent Communication:	
<b>17<sup>th</sup>/Friday: Early Release</b>	
Teacher Communication:	
Parent Communication:	


*\*Green (Great day of learning), \*Orange (Good day of learning), \*Pink (loss of privilege, see teacher's communication section), \*Red (Had a written referral to the office)*


Roll and see...


## Reading Log

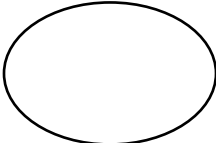
-  = Draw a picture
-  = Setting
-  = Characters
-  = Problem
-  = Solution
-  = Favorite Part

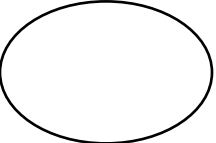
Write the title of the book on the line provided and the number of minutes you read in the circle. Then roll the die and see what part of the story you will write 1-3 sentences about.

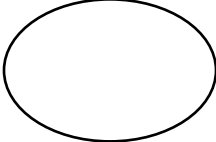
	
---	--

	
---	--

	
--	--

	
---	--

	
---	--

	
---	--











# Be A Friend

Communication and Important Dates	Behavior Code
<b>20<sup>th</sup>/Monday:</b>	
Teacher Communication:	
Parent Communication:	
<b>21<sup>st</sup>/Tuesday:</b>	
Teacher Communication:	
Parent Communication:	
<b>22<sup>nd</sup>/Wednesday:</b> Early Release	
Teacher Communication:	
Parent Communication:	
<b>23<sup>rd</sup>/Thursday:</b> No School – Thanksgiving Holiday	
Teacher Communication:	
Parent Communication:	
<b>24<sup>th</sup>/Friday:</b> No School – Thanksgiving Holiday	
Teacher Communication:	
Parent Communication:	

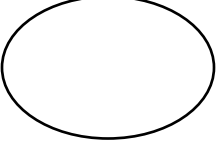
*\*Green (Great day of learning), \*Orange (Good day of learning), \*Pink (loss of privilege, see teacher's communication section), \*Red (Had a written referral to the office)*

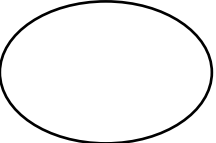
Roll and see...

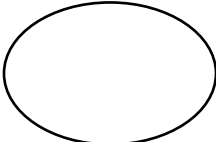
## Reading Log

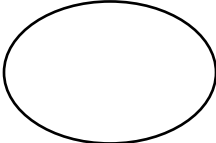
-  = Draw a picture
-  = Setting
-  = Characters
-  = Problem
-  = Solution
-  = Favorite Part

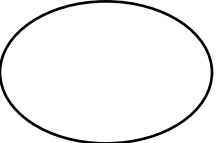
Write the title of the book on the line provided and the number of minutes you read in the circle. Then roll the die and see what part of the story you will write 1-3 sentences about.

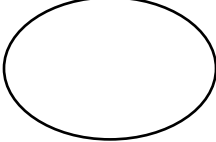
	
---	--

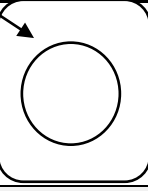
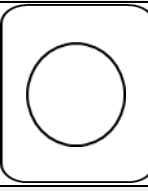



	
---	--

	
--	--

	
---	--

	
---	--







	
---	--

Communication and Important Dates	Behavior Code
<p><b>27<sup>th</sup>/Monday:</b></p> <hr/> <hr/>	
<p>Parent Communication:</p>	
<p><b>28<sup>th</sup>/Tuesday:</b></p> <hr/> <hr/>	
<p>Parent Communication:</p>	
<p><b>29<sup>th</sup>/Wednesday:</b></p> <hr/> <hr/>	
<p>Parent Communication:</p>	
<p><b>30<sup>th</sup>/Thursday:</b></p> <hr/> <hr/>	
<p>Parent Communication:</p>	
<p><b>1<sup>st</sup> of Dec./Friday: Early Release</b></p> <p>Teacher Communication: 13<sup>th</sup> Annual Golf Tournament is on the 2<sup>nd</sup> of December.</p> <hr/>	
<p>Parent Communication:</p>	

*\*Green (Great day of learning), \*Orange (Good day of learning), \*Pink (loss of privilege, see teacher's communication section), \*Red (Had a written referral to the office)*


Roll and see...


## Reading Log


-  = Draw a picture
-  = Setting
-  = Characters
-  = Problem
-  = Solution
-  = Favorite Part


Write the title of the book on the line provided and the number of minutes you read in the circle. Then roll the die and see what part of the story you will write 1-3 sentences about.


	
---	--

	
---	--

	
--	--

	
---	--

	
---	--

	
---	--



2017







Be Happy

Communication and Important Dates	Behavior Code
<b>4<sup>th</sup>/Monday:</b>	
Teacher Communication:	
Parent Communication:	
<b>5<sup>th</sup>/Tuesday:</b>	
Teacher Communication:	
Parent Communication:	
<b>6<sup>th</sup>/Wednesday:</b> 3-12 Showcase	
Teacher Communication:	
Parent Communication:	
<b>7<sup>th</sup>/Thursday:</b> PreK-2 Showcase	
Teacher Communication:	
Parent Communication:	
<b>8<sup>th</sup>/Friday:</b> Early Release	
Teacher Communication:	
Parent Communication:	

*\*Green (Great day of learning), \*Orange (Good day of learning), \*Pink (loss of privilege, see teacher's communication section), \*Red (Had a written referral to the office)*


Roll and see...


## Reading Log


-  = Draw a picture
-  = Setting
-  = Characters
-  = Problem
-  = Solution
-  = Favorite Part


Write the title of the book on the line provided and the number of minutes you read in the circle. Then roll the die and see what part of the story you will write 1-3 sentences about.


	
---	--

	
---	--

	
--	--

	
---	--

	
---	--

	
---	--



2017







Be Happy

Communication and Important Dates	Behavior Code
<b>11<sup>th</sup>/Monday:</b>	
Teacher Communication:	
Parent Communication:	
<b>12<sup>th</sup>/Tuesday:</b>	
Teacher Communication:	
Parent Communication:	
<b>13<sup>th</sup>/Wednesday:</b>	
Teacher Communication:	
Parent Communication:	
<b>14<sup>th</sup>/Thursday:</b>	
Teacher Communication:	
Parent Communication:	
<b>15<sup>th</sup>/Friday:</b> Early Release	
Teacher Communication: December 18 <sup>th</sup> – 29 <sup>th</sup> is Winter Break, school resumes on the 4 <sup>th</sup> of January.	
Parent Communication:	


*\*Green (Great day of learning), \*Orange (Good day of learning), \*Pink (loss of privilege, see teacher’s communication section), \*Red (Had a written referral to the office)*


Roll and see...


## Reading Log

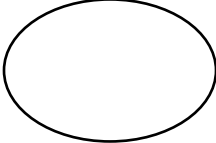
-  = Draw a picture
-  = Setting
-  = Characters
-  = Problem
-  = Solution
-  = Favorite Part

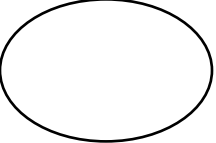
Write the title of the book on the line provided and the number of minutes you read in the circle. Then roll the die and see what part of the story you will write 1-3 sentences about.

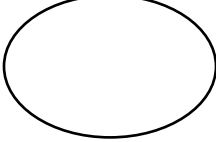
	
---	--

	
---	--

	
--	--

	
---	--

	
---	--

	
---	--